


Der Entertainer

♩ = 140

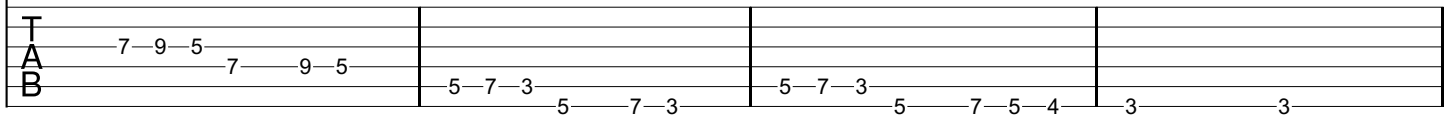
dist.guit.



P.M. -1




s.guit.

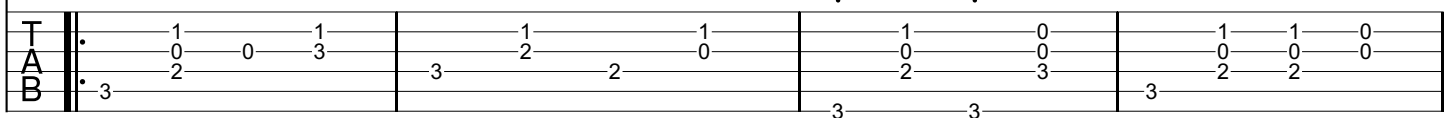


P.M. P.M. P.M.

P.M. -1



C C7 F C C/G G7 C G



dist.guit.

P.M. P.M. P.M. P.M. -4

5 5 5 (5) 10-8 7-10 8-12 10-8 10 10

7 7 7 5-6

C C7 F D7 G

1 0 1 1 0 3 3 2 1 0 3 3 0 0

3 2 3 3 2 1 0 4 0 4 3 0 2

s.guit.

P.M. P.M. P.M.

8-10-11 12-8-10-12 7-10 8 8-10

5 5 5 (5) 9-10-11 12-9-10-12 7-10 9

7 7 7

C C7 F C C/G G7 C

1 0 1 1 0 0 1 1

0 0 3 2 2 0 0 0

3 3 2 3 3 3 2 2

[1.]

12-8-10-12 8-10-8 12-8-10-12 8-10-8 12-8-10-12 7-10 8

12-9-10-12 7-10 9

5-6

P.M. -4

C C7 F Fm C G C

0 0 3 3 2 0 5

2 2 3 3 3 2 3

3 1 0 4 3 3 3 3 0 2

dist. guit.

s. guit.

Tablature for distorted guitar (dist. guit.) and solo guitar (s. guit.) parts, measures 1-4.

Measures 1-4:

- dist. guit. (TAB):**
 - Measure 1: 5 — 5 — 4 — 5
 - Measure 2: 5 — 7 — 5 — 7 — 5 — 7
 - Measure 3: 5 — 5 — 8 — 5 — 5 — 5
 - Measure 4: 2 — 5 — 5 — 3 — 1 — 4 — 3 — 3 — 2
- s. guit. (TAB):**
 - Measure 1: 1 — 0 — 3 — 2 — 3
 - Measure 2: 1 — 2 — 1 — 2 — 1 — 2 — 1 — 2 — 4 — 4
 - Measure 3: 0 — 0 — 0 — 0 — 1 — 1 — 1 — 1 — 0 — 0 — 0 — 0
 - Measure 4: 1 — 0 — 2 — 0 — 0 — 0 — 0 — 0

1. 2.

First and second endings for the guitar parts.

Measures 5-6:

- dist. guit. (TAB):**
 - Measure 5: (1) — 5 — 6 — 7 — .
 - Measure 6: 1 — 6 — 7
- s. guit. (TAB):**
 - Measure 5: 1 — 0 — 3 — 0 — .
 - Measure 6: 1 — 0 — 3